

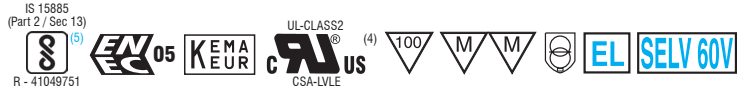
Direct current electronic drivers  
Alimentatori elettronici in corrente continua

Made in Italy 

1.1

Single current drivers - Without PFC  
Alimentatori corrente singola - Senza PFC

constant CURRENT constant VOLTAGE



Rated Voltage  
Tensione Nominale

100 ÷ 120 V <sup>(2)</sup>  
220 ÷ 240 V

Frequency  
Frequenza

50-60 Hz

AC Operation range  
Tensione di utilizzo AC

100 ÷ 264 V

DC Operation range  
Tensione di utilizzo DC

(see page info15)  
176 ÷ 264 V

Power  
Potenza

0 ÷ 15 W

Output current ripple  
≤ 3% <sup>(1)</sup>

Standards compliance

CSA C22.2 no. 223 <sup>(4)</sup>  
EN 50172 (VDE0108)  
EN 55015  
EN 61000-3-2  
EN 61000-3-3  
EN 61347-1  
EN 61347-2-13  
EN 61547  
UL 1310 <sup>(4)</sup>  
VDE 0710-T14

Max. pcs for CB B16A  
(see page info17)

27 pcs

In rush current

27A 250µsec

Article Articolo	Code Codice	P out W	V out DC <sup>(1)</sup>	I out DC	U out V	ta °C	tc °C	λ max. Power Factor	η max. Efficiency <sup>(1)</sup>
<b>Constant current output - Uscita in corrente costante</b>									
DC 12W 300mA SLIM/U	122447	12 <sup>(6(2))</sup>	2...40	300 mA cost.	44	-25...+50	80	0,6 C	82
DC 15W 350mA SLIM/U <sup>(4)</sup>	122440	15 <sup>(6(2))</sup>	2...40	350 mA cost.	44	-25...+50	80	0,6 C	82
DC 14W 500mA SLIM/U	122448	14 <sup>(6(2))</sup>	2...28	500 mA cost.	29	-25...+50	80	0,6 C	81
DC 11W 700mA SLIM/U	122441	11 <sup>(6(2))</sup>	2...16,5	700 mA cost.	18	-25...+50	80	0,6 C	77
<b>Constant voltage output - Uscita in tensione costante</b>									
DC 13W 12V SLIM/U	122444	13 <sup>(6(2))</sup>	12 cost.	1,08 A max.	-	-25...+50	80	0,6 C	80
DC 13W 24V SLIM/U <sup>(4)</sup>	122442	13 <sup>(6(2))</sup>	24 cost.	540 mA max.	-	-25...+50	80	0,6 C	80

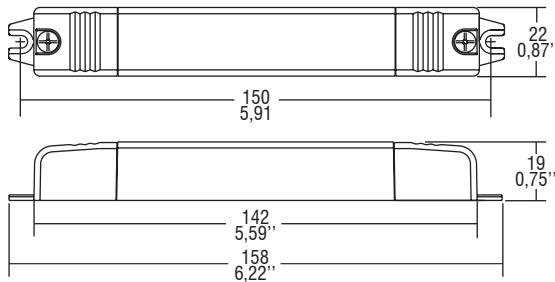
<sup>(1)</sup> Referred to V<sub>in</sub> = 230 V, 100% load - Riferito a V<sub>in</sub> = 230 V, carico 100%

<sup>(6)</sup> 122447BIS - 122440BIS - 122448BIS - 122441BIS - 122444BIS - 122442BIS:  
order codes for BIS marked products - codici di ordine per i prodotti marchiati BIS




Compatible with ZHAGA (BM5)

Weight - Peso:  
gr. 55 / 2 oz.  
Pcs - Pezzi 50



Wiring diagram - Schema di collegamento

(Max. LED distance on page info8 - Massima distanza LED a pagina info8)



Features

- IP20 independent driver, for indoor use.
- Class II protection against electric shock for direct or indirect contact.
- Supplied with terminal cover and cable retainer.
- Input and output terminal blocks on opposite sides (wire cross-section up to 2,5 mm<sup>2</sup> / AWG13).
- Single terminal block on primary and secondary circuit.
- Clamping screws on primary and secondary circuits for cables with diameter: min. 3 mm - max. 8 mm.
- Driver can be secured with slot for screws.
- Protections:
  - against overheating and short circuits;
  - against mains voltage spikes;
  - against overloads.

Caratteristiche

- Alimentatore indipendente IP20, per uso interno.
- Protetto in classe II contro le scosse elettriche per contatti diretti e indiretti.
- Fornito di coprimorsetto e serracavo.
- Morsetti di entrata e uscita contrapposti (sezione cavo fino a 2,5 mm<sup>2</sup> / AWG13).
- Singola morsettiera su primario e secondario.
- Serracavo su primario e secondario per cavi di diametro: min. 3 mm - max. 8 mm.
- Fissaggio dell'alimentatore tramite asole per viti.
- Protezioni:
  - termica e cortocircuito;
  - contro le extra-tensioni di rete;
  - contro i sovraccarichi.

